



Worm Looks for Lunch

Published by Collins
An imprint of HarperCollinsPublishers
77–85 Fulham Palace Road
Hammersmith
London
W6 8JB

Browse the complete Collins catalogue at
www.collinseducation.com

Text © Julia Donaldson 2005
Illustrations and design © HarperCollinsPublishers 2005

Series editor: Cliff Moon

Original ISBN 978 0 00 718592 4

Julia Donaldson asserts her moral right to be identified as the author of this work.

All rights reserved. No part of this publication may be reproduced, stored in a retrieval system, or transmitted in any form or by any means, electronic, mechanical, photocopying, recording or otherwise, without the prior written permission of the Publisher or a licence permitting restricted copying in the United Kingdom issued by the Copyright Licensing Agency Ltd., 90 Tottenham Court Road, London W1T 4LP.

British Library Cataloguing in Publication Data

A Catalogue record for this publication is available from the British Library.

Illustrator: Martin Remphry

Design manager: Nicola Kenwood @ Hakoona Matata

Guided reading ideas author: Linda Pagett

Acknowledgements

Collins would like to thank the teachers and children at the following schools who took part in the development of Collins Big Cat:

Alfred Sutton Primary School
St. Anne's Fulshaw C of E Primary School
Anthony Bek Primary School
Biddick Primary School
Britannia Primary School
Christ Church Charnock Richard C of E Primary School
Cronton C of E Primary School
Cuddington Community School
Glory Farm County Primary and Nursery School

St. John Fisher RC Primary School
Killinghall Primary School
Malvern Link C of E Primary School
Margaret Macmillan Primary School
Minet Nursery and Infant School
Norbreck Primary School
Offley Endowed Primary School
Portsmouth Primary School
St. Margaret's RC Primary School
Wadebridge Community Primary School

Printed and bound by Printing Express Limited, Hong Kong

Get the latest Collins Big Cat news at
www.collinsbigcat.com/elt



Green
Band 5

Worm Looks for Lunch



Julia Donaldson

Martin Remphry



Characters



Storyteller



Rabbit




Worm



Deer



Bird



Beetle

The play begins on a piece of ground under a large tree.

Worm wiggles out of the ground.



Storyteller: One day, Worm wiggled out of the ground.



Worm: (crossly)
Earth! Earth! Earth!
I'm fed up with earth for lunch!
I'm going to look for some new food.



Worm wiggles over the grass towards Rabbit.



Storyteller: Worm wiggled over the grass.



Rabbit: Hello, Worm.



Worm: Hello. Who are you?





Rabbit: I'm a rabbit.



Worm: And what do you like to eat?



Rabbit: I like eating grass.





Worm: I think I'll try some grass.



Storyteller: So Worm tried some grass.





Worm:

(pulling a face)

No, I don't like grass.
It's too chewy.



Worm meets Deer under the tree.



Storyteller: Worm wiggled along to a tree.



Deer: Hello, Worm.



Worm: Hello. Who are you?





Deer:

I'm a deer.



Worm:

And what do you like to eat?



Deer:

I like eating bark.





Worm: I think I'll try some bark.



Storyteller: So Worm tried some bark.



Worm: *(pulling a face)*
No, I don't like bark.
It's too hard.



Worm wiggles up the tree.



Storyteller: Worm wiggled up the tree.



Beetle: Hello, Worm.



Worm: Hello. Who are you?





Beetle:

I'm a beetle.




Worm:

And what do you like to eat?



Beetle:

I like eating leaves.





Worm:

I think I'll try a leaf.



Storyteller:

So Worm tried a leaf.



Worm:

(pulling a face)

No, I don't like this leaf.
It's too dry.



Worm is wiggling along a twig. Bird sees him.



Storyteller: Worm wiggled along a twig.



Bird: Hello, Worm.



Worm: Hello. Who are you?





Bird:

I'm a bird.



Worm:

And what do you like to eat?



Bird:

Let's think. I like eating beetles.





Worm:

(looking upset)

Oh, no!

Beetle! Beetle! Run and hide,
or else Bird will eat you!



Bird:

No, I won't.



Worm:

You won't? Why not?





Bird:

Because there's something else
I like even better than beetles.



Worm:

What's that?





Bird:

I like eating ... WORMS!



Worm:

(very scared)

Oh, no!



Worm falls off the tree.



Storyteller: Worm fell off the tree.
He landed on the earth and
wiggled safely back into the ground.






Worm:

(happily)

Earth! Earth! Earth!

Yum, yum, yum.



How to put on this play

You will need: • 6 children • 6 books • 6 costumes

1. Choose:



Storyteller



Worm



Rabbit



Deer



Beetle



Bird

2. Read your words.



3. Read the play together.



4. Put on the play.



Worm Looks for Lunch



Workbook

Before You Read



1. Let's think about plays.

Do you like plays? Which ones?



2. Draw a picture of yourself wearing a costume in a play. What's your character's name?

A large, empty rectangular box with rounded corners and an orange border, intended for a drawing.

Name: _____



Key Story Words 1



1. Write the name of the character under the picture.

Bird
Worm

Beetle
Deer

Rabbit
Storyteller

1



2



3



4



5



6



Key Story Words 2



1. Match each word to the correct picture.

leaves

1

a



grass

2

b



twig

3

c



tree

4

d



earth

5

e



bark

6

f



Key Story Sentences 1



1. Fill in the blanks with the correct word to match what Worm says.

1 No, I don't like grass. It's too _____ . (dry/chewy)



2 No, I don't like bark. It's too _____ . (hard/chewy)



3 No, I don't like this leaf.
It's too _____ . (dry/hard)



2. Fill in the blanks. Look at the pictures for clues.

1 Worm wiggled up the _____ .



2 Worm wiggled along a _____ .



3 Worm landed on the _____ .



Key Story Sentences 2



1. Match the beginning of each sentence with its ending.

One day, Worm
wiggled out

1

a Bird will
eat you!

And what do you

2

b to a tree.

Worm wiggled along

3

c of the ground.

Run and hide,
or else

4

d like to eat?

I like

5

e the tree.

Worm fell off

6

f eating beetles.



Reading Comprehension 1



**1. Read these questions.
Tick (✓) the correct answer.**

1 Who goes looking for some new food?

☐ Rabbit ☐ Worm



2 What does Rabbit like to eat?

☐ bark ☐ grass



3 What does Worm find too dry?

☐ grass ☐ leaves



4 What does Deer like to eat?

☐ bark ☐ beetles



5 What does Worm find too chewy?

☐ bark ☐ grass





2. Who said this? Write the name of the character.



1 "I'm fed up with earth for lunch."

_____.

2 "I like eating leaves."

_____.

3 "I like eating worms."

_____.



3. Which character wiggles? **Circle** it.



🐾 Reading Comprehension 2 🐾



1. Number the sentences in the correct order (1-5) to match the story.

☐

Worm wiggled along to a tree.

☒

Worm wiggled over the grass to Rabbit.

☐

Worm wiggled along a twig.

☐

Worm wiggled safely back into the ground.

☐

Worm tried a leaf.





2. Answer the questions. Use complete sentences.

1 Who's Worm scared of?

2 Why is he scared?

3 Who's your favourite character
in the play?

4 Why do you like this character?



Have Fun with English!



1. Look at the words in the box.
Find and circle them in
the word square.

like

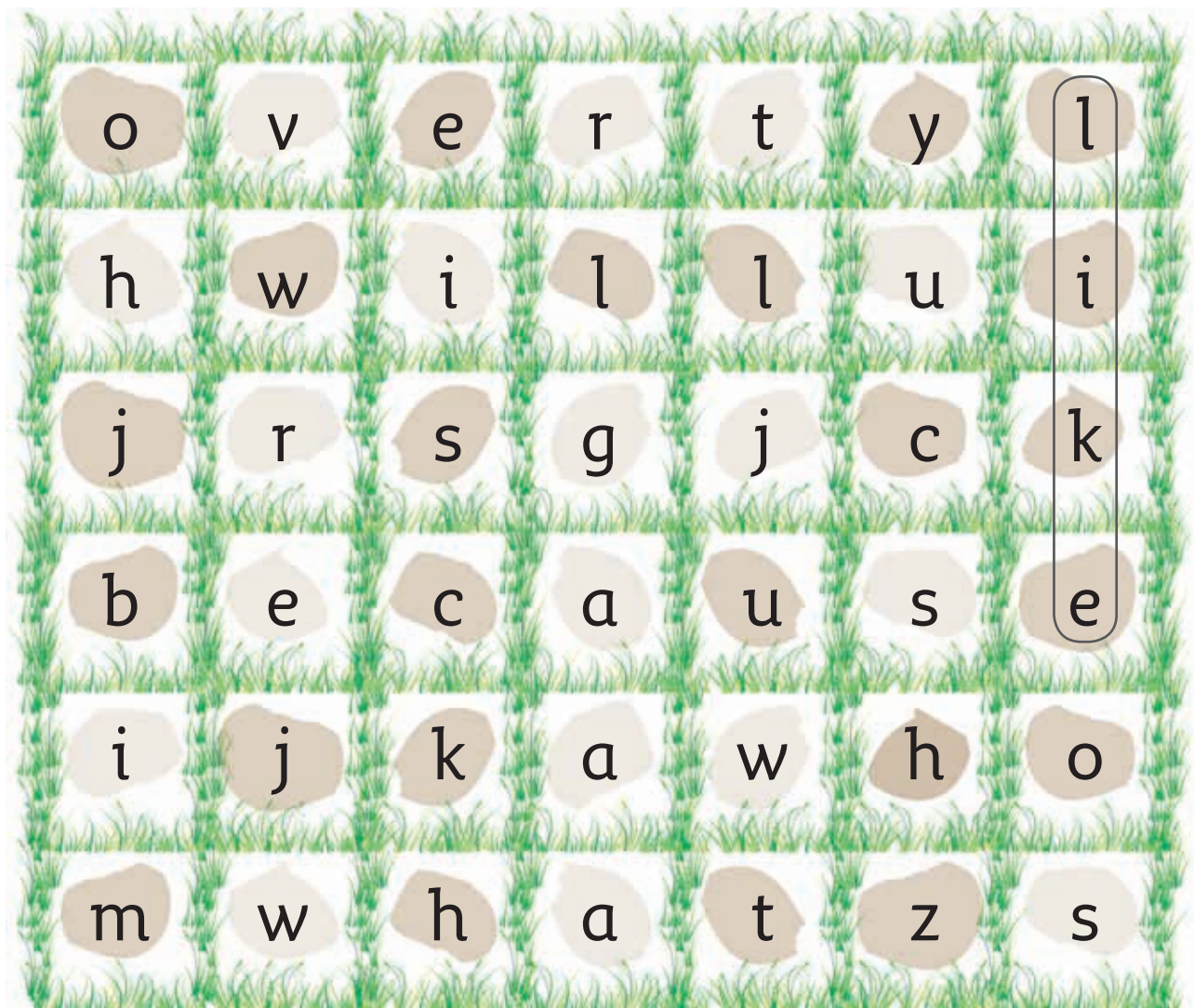
what

over

who

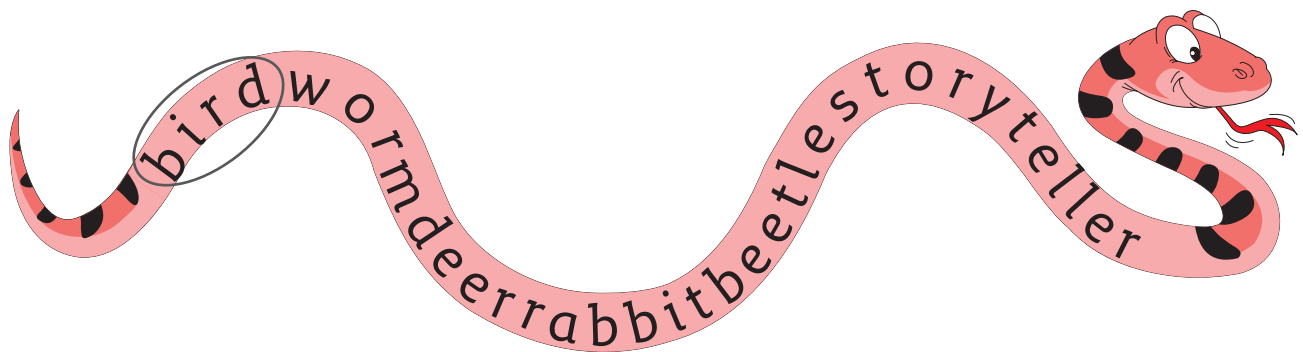
will

because





2. Find and circle five character names in the word snake.



3. Imagine Worm is telling his friend about his day. Write what they say.

Hello Worm, what did you do today?



Worm



Worm's friend



Test Your English



1. Fill in the blanks with the correct word.

- 1 Deer liked eating _____.
- 2 Worm liked eating _____.
- 3 Bird liked eating _____
and _____.



2. True or False? Write "T" for True or "F" for False.

- 1 Worm was fed up with eating earth for lunch. _____
- 2 Worm liked eating grass. _____
- 3 Bird liked eating bark. _____
- 4 Beetle wiggled along the twig. _____
- 5 Worm landed on the tree. _____



CONGRATULATIONS!

You have completed
***Worm Looks
for Lunch***

Go to page **253** to get your
Reward Certificate.



Ideas for reading

Learning objectives: Act out well-known stories using different voices for characters; become aware of character and dialogue; retell stories giving the main points in sequence and notice the difference between spoken and written forms; recognise and understand full stops and capital letters when reading; identify separate phonemes within words.

Curriculum links: Science: Plants and animals in the local environment

High frequency words: the, out, of, one, day, to, up, for, over, who, are, you, and, what, do, like, no, too, this, will, because

Interest words: Worm, Rabbit, Deer, Beetle, Bird

Word count: 364

Getting started

- Explain to the children that you are going to read a certain sort of story today. Ask them to leaf through the book to decide what kind of story it is (a play). How can they tell? (E.g. character list, the way the text is presented, stage directions.)
- Ask the children what they already know about plays – do we read them as ordinary books?
- Read and discuss the title, then turn to pp52–53. Introduce the names of the characters. Model reading the parts of the Storyteller, Worm and Rabbit on pp54–55, making your voice different for the three parts.
- Walk through the play until p71, discussing what happens on each page.

Reading and responding

- Give each child in the group a part to read and point out their character name and the colour it is printed in. Draw their attention to full stops, capital letters, question marks and exclamation marks that may help in their reading.
- Run through a draft reading in which the children practise their parts, helping them if they struggle with unfamiliar words.
- Now read the play together up to p71. Encourage the children to read with expression; prompt and praise for self-correction and fluency.
- Ask the children in pairs to retell the story, discussing what happens and what nearly happens when Worm meets Bird.


Returning to the book

- Read through the play again with the children in roles. They should be more fluent and use characterisation in the way they speak. They could swap characters and read through again.
- Turn to pp72–73 and discuss the instructions about performing the play.
- Draw a phoneme frame on the whiteboard and encourage the children to count and spell the phonemes in each character's name.

w	o	r	m	
r	a	bb	i	t
d	ee	r		
b	ee	t	l	e
b	ir	d		

Checking and moving on

- Ask a group of children to plan and prepare for a performance in front of the rest of the class, using pp72–73 for guidance. Make a tape recording of the performance.
- As part of their preparation, the children could make masks in which the lower half of the face is uncovered.



- The children could also perform the play using puppets they have made.
- Ask the children to make a mapping chart of food eaten by the characters, i.e. deer ' bark, rabbit ' grass.